

ABSeam Panel



A. B. MARTIN
ROOFING SUPPLY, LLC

Roofing & Siding • Hardware • Lumber




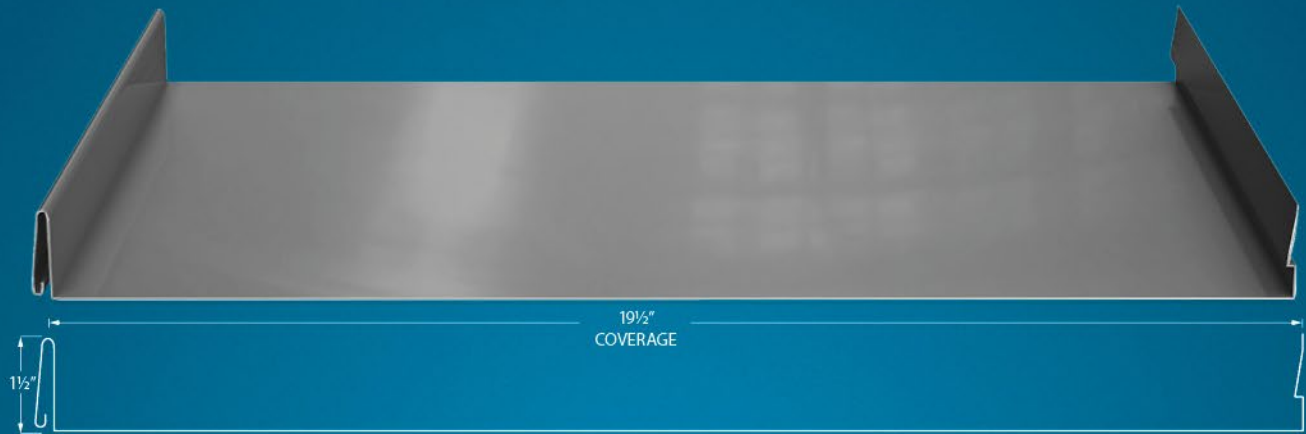
Roofing

www.abmartin.net



The ABSeam Panel is an Excellent Choice for **Residential**, **Commercial**, and lite **Agricultural** Roofing.

AZ50 Galvalume



AZ50 Galvalume Substrate

Galvalume has a proven track record. It is made from bare steel covered with a mixture of zinc, aluminum, and trace amounts of silicon to improve its long-term weathering capabilities.

Did You Know? Some standing seam roofs have been known to last 100 years with proper maintenance.

Fluropon® Paint System

For over 50 years, panels using Sherwin-Williams' Fluropon® coatings (made with 70% Kynar®500/Hylar®5000 resins) have helped protect commercial, industrial, and residential buildings around the world. This high-performance fluoropolymer (PVDF resin) with its unmatched capability to retain color and gloss, keeps coated metal looking vibrant and appealing for decades.

Available Options

(More Details on Page 9)



Standard 19.5" Wide



Custom Widths



Continuous Striations



Double Striations



Clip Relief




Heavy Gauge Steel Means Better Durability

The ABSeam Panel has a minimum bare steel thickness (before paint) of 0.0236" which is classified as 24 gauge.



The Textured AZ50 Galvalume ABSeam Panel is a Popular Choice for **Residential** Roofing Thanks to its Glare Resistance

Textured AZ50 Galvalume



AZ50 Galvalume Substrate

Galvalume has a proven track record. It is made from bare steel covered with a mixture of zinc, aluminum, and trace amounts of silicon to improve its long-term weathering capabilities.

Textured Weather XL™ Paint System

The silicon-modified polyester (SMP) paint system provides strong resistance to scratching, chalking, fading, and weathering. Homeowners like the Textured ABSeam Panel because the unique textured surface redirects sunlight for less glare than smooth panels. Plus the textured panels are less prone to "oil canning" which makes for a more attractive roof. Contractors like it because the texture provides more grip during installation than smooth panels.

Available Options

(More Details on Page 9)



Standard 16.5" Wide



Custom Widths



Continuous Striations



Clip Relief



Heavy Gauge Steel Means Better Durability

The Textured ABSeam Panel has a minimum bare steel thickness (before paint) of 0.019" which is classified as 26 gauge.

Common Applications

RESIDENTIAL

Whether you need a metal roof for your home or garage, the ABSeam Panel is ready to meet your needs for years to come. The hidden clip system keeps punctures and fasteners out of sight and out of the weather for a long-lasting, weather-tight roof. In fact, some standing seam roofs have been known to last over 100 years.

The ABSeam Panel is available in over 20 high-performance colors that can save on your energy bills.



AGRICULTURAL

The ABSeam Panel is often seen on high-class horse barns and bank barns all over the country.

A word of caution needs to be given when using a panel with a Galvalume substrate in the presence of ammonia vapors from animal confinement. To avoid rusting the underside of the panels, the ABSeam Panel should only be installed over sheeting and with a vapor barrier such as felt, synthetic felt, or Double Bubble underneath it. Even with these precautions, the life of the panel could still be effected.



COMMERCIAL

With your place of business, the roof needs to serve two main purposes. First, it needs to be functional and durable because the longer it does its job without maintenance, the more profits stay in your business. Second, it should look attractive and show your customers that you care about the details. With its architectural lines, and proven track record, your commercial facility will look sharp for years to come when you choose the ABSeam Panel.



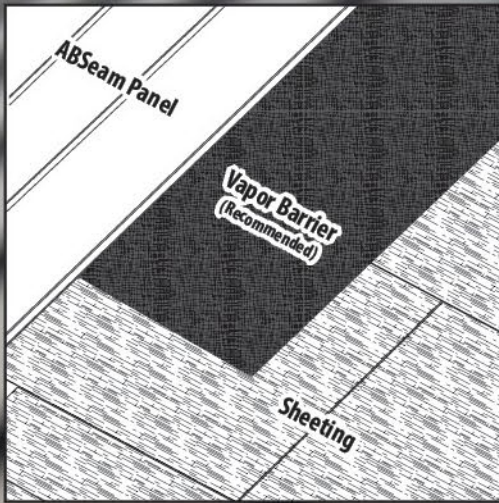
**GET INSPIRATION FROM
OUR PHOTO GALLERY**



www.abmartin.net/photo-gallery

Common Installations

See Installation Guide for More Details




OVER SHEETING

The recommended installation scenario is installing the ABSeam Panel over a plywood roof deck of at least 5/8" thickness with 30# felt or equivalent underlayment. The underlayment is to protect the underside of the panel from condensation and abrasion caused by thermal movement.

The panels must be held in place with the ABSeam clip every 24" on center fastened with (2) #10 x 1" pancake screws.

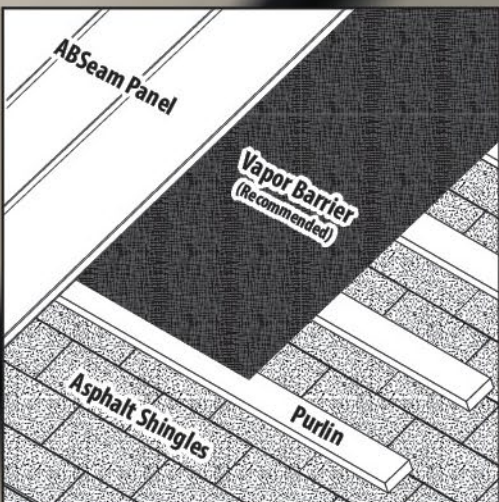
The minimum slope requirement for the ABSeam Panel is 3/12.



OVER OPEN FRAMING

They ABSeam Panel may be installed with purlins over open framing. The recommended purling spacing is 12" on center and a maximum of 18." To minimize oil canning, installers should avoid walking or stepping on the panel. If it is impossible to avoid walking or stepping on the panel, extreme caution should be taken to prevent injury to persons or damage to the panel.

A vapor barrier such as Double Bubble, Felt, or Synthetic Felt Underlayment is recommended to prevent condensation.



OVER ASPHALT SHINGLES

They ABSeam Panel may be installed with purlins over Asphalt Shingles. The recommended purling spacing is 12" on center and a maximum of 18." To minimize oil canning, installers should avoid walking or stepping on the panel.

A vapor barrier such as Double Bubble, Felt, or Synthetic Felt Underlayment is recommended to prevent condensation.

NEED A BUILDER?

Find an ABM Panel professional at:
www.abmartin.net/contacts/find-contractor




Hidden Clip System

THE ADVANTAGE OF THE HIDDEN CLIPS


Our premium ABSeam Panel is the architectural choice for a beautiful, long-lasting standing seam metal roof.

Thanks to the ABSeam hidden clip system, no screws or punctures are visible to the eye or exposed to the elements.

The clips snap to the inside edge of the ABSeam panel without hindering the movement of the panel due to expansion and contraction. It is attached to the roof deck or purlins using flat, pancake screws. The next panel snap-locks over the clips and previous panel.



Attach the hidden clip to panel.



Fasten the hidden clip with pancake screws.



Snap the next panel in place.



ABSeam Panel Options



Double Striations



Continuous Striations



Clip Relief

ABSEAM PANEL OPTIONS PER LOCATION

EPHRATA

NEWVILLE



Custom Width Panels

Customized down to 11½" wide panels



Double Striations

Not compatible with other options



Continuous Striations

Gives added strength and resists oil-canning



Clip Relief

Resists oil-canning



Pre-notched

Notched both ends for faster hemming



* Only available in 19½" wide panels. Not compatible with other options.

A LEADER IN ENERGY-EFFICIENCY



**"Since the metal roof has been installed, the attic is
10 to 15 degrees cooler in the summer."**

LeRoy & Anna Martin, Ephrata, PA

BETTER COMFORT YEAR-ROUND WITH A METAL ROOF

Both metal and asphalt roofing get the job done when it comes to sheltering a building, but they really part ways when it comes to durability, energy efficiency, and cost.

If you didn't noticed, it was pretty hot this summer. And if you have ever been in an attic or crawl space in the middle of a summer day, you know what it feels like to be in an oven. The sun is beating down with all its force onto your asphalt shingle roof. Some of the heat is reflected, but the rest is absorbed through the roof into the air space and building below.

The nature of the materials used with even the lightest color asphalt shingles results in only about 22% of the sun's heat being reflected.¹

That means 78% of the heat is being absorbed into the building below and your air conditioning system has to work extra hard to cool off the building and keep you comfortable. You can see how hard your system is working by looking at your energy bill. Nobody likes to see their electric bill spike in the summer.

Ever think about how choosing a metal roof can save you money?

MEET THE ABSEAM PANEL.

The longest-lasting metal panel from A.B. Martin Roofing Supply is by far the heavy-duty ABSeam Panel. This specially coated panel reflects as much as 46% of the sun's

energy away from the roof, resulting in a cooler building, more energy savings, and greater comfort.

The reflectivity level varies across all our cool roof colors, varying from Burgundy (23% reflective) to Copper Penny (46% reflective).

Metal roofs can be about 100 degrees cooler on the surface than traditional asphalt roofs.²

Plus, the ABSeam Panel comes with a 40-year warranty, so you can enjoy your energy savings for a long time to come.

¹ According to the Florida Solar Energy Center: <http://www.fsec.ucf.edu/en/publications/html/FSEC-CR-1682-00/images/e-dsn-3.htm>

² How Stuff Works: <https://home.howstuffworks.com/home-improvement/construction/green/shingles-or-metal-roof.htm>

2 Ways to Choose Your Colors



COLOR SAMPLES - *Most Accurate*

The best way to accurately choose the colors for your new roof is to take one of our free metal samples along home.

Though the reflectivity of the paint is great for energy-efficiency, it also means the color is going to look slightly different at different times of the day. So it is a good idea to test the colors in different lighting.



COLOR CHART - *Most Popular*

Using one of our free color charts is the next best option and the most popular option for choosing colors.

We go to great lengths to ensure color accuracy, and it is a great way to compare colors side-by-side, but the painted panels will have unique characteristics that cannot be duplicated perfectly with ink on a page.



82 Garden Spot Road
Ephrata, PA 17522
717-445-6885
Fax: 717-977-5175
Toll Free: 800-373-3703

35 Ridge Road
Newville, PA 17241
717-776-5951
Fax: 717-776-0112
Toll Free: 800-782-2712

M-F: 6:30 am - 5:30 pm
Sat: 7:00 am - 11:30 am
Closed Sundays

www.abmartin.net

A.B. Martin Roofing Supply is
a manufacturer and supplier of
long-lasting building materials to
the Northeast since 1947.