


# ABSeam Panel


## 24 Gauge AZ50 Galvalume

Also available 24 gauge Bright White, unpainted Galvalume, and 13.5" wide Copper Panels.

valspar<sup>®</sup>  
Fluoropon<sup>®</sup>



**Sierra Tan** (ST)



**Slate Gray** (SG)



**Musket Gray** (MG)



**Charcoal Gray** (CH)



**Medium Bronze** (MB)



**Mansard Brown** (MA)



**Dark Bronze** (DB)



**Matte Black** (BL)



**Bright Red** (BR)



**Colonial Red** (CR)



**Burgundy** (BU)



**Copper Penny** (CP)



**Hawaiian Blue** (HB)



**Gallery Blue** (GB)



**Classic Green** (CG)



**Hartford Green** (HG)

- OPTIONS**
- Standard:** 19½" wide coverage and 1½" high interlocking rib.
  - Custom:** 11½" wide up to 19½" wide coverage.
  - Custom:** Pre-notched both ends for faster installation.
  - Custom:** Striations for added rigidity.
  - Custom:** Clip Relief for added rigidity.

**NOTE:** Some custom options are not mutually compatible and may require additional lead time.

### ABSeam Panel Standard Profile (ABScc)



#### Why Fluoropon<sup>®</sup>?

For over 50 years, panels using Valspar's Fluoropon<sup>®</sup> coatings (made with 70% Kynar<sup>®</sup>500/Hylar<sup>®</sup>5000 resins) have helped protect commercial, industrial, and residential buildings around the world. This high-performance fluoropolymer (PVDF) resin, with its extraordinary capability to retain color and gloss, keeps coated metal looking vibrant and appealing for decades.



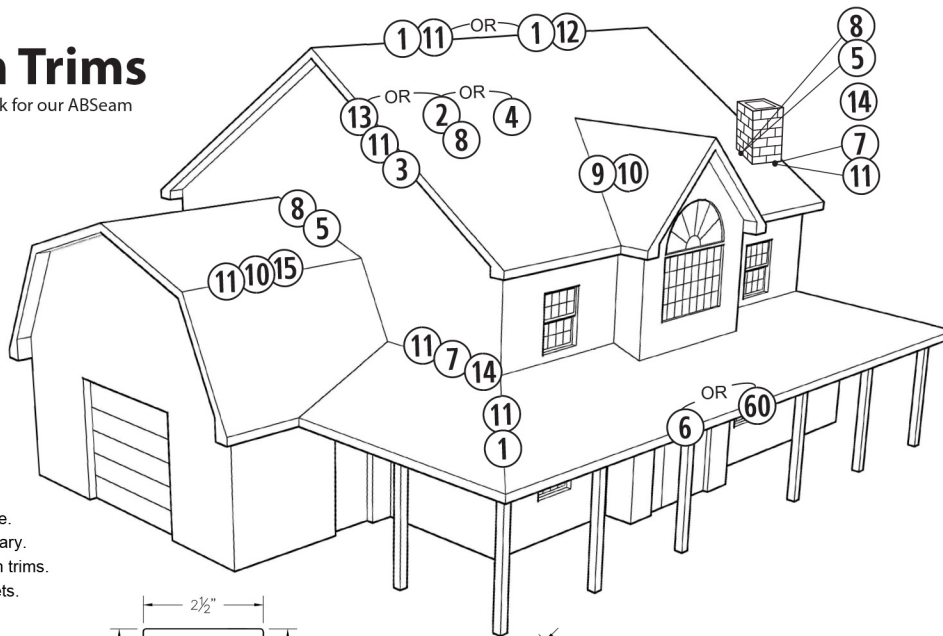
**Striations**

**Clip Relief**

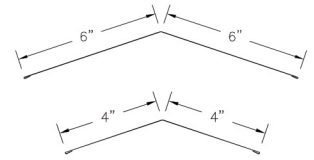
We strive to make our color charts as precise as possible, but the accuracy of the painted chips is not guaranteed. For 100% color matching, please request a free metal sample.

# ABSeam Trims

For more information, ask for our ABSeam Installation Guide.

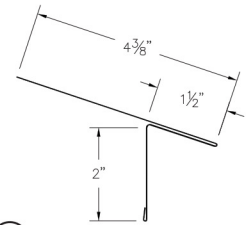


ABSeam Hidden Clip

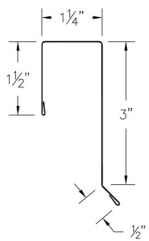


Drawings are not to scale.  
Exact dimensions may vary.  
Contact us about custom trims.  
Item codes are in brackets.  
cc = Color Code

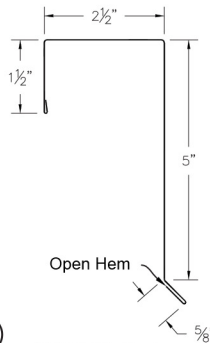
① ABS 6" Ridge Cap (ABSCPcc)  
ABS 4" Ridge Cap (ABSCP4cc)



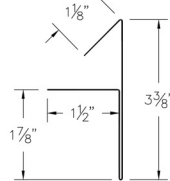
⑥ ABS Residential Eave (ABSREcc)



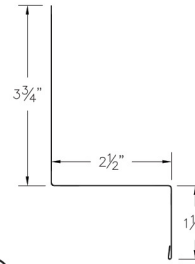
② ABS Rake Trim (ABSRTrcc)



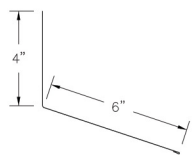
③ ABS Gable Flasing (ABSGFcc)



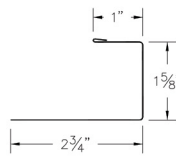
④ ABS Slim Line Rake (ABSSLRcc)



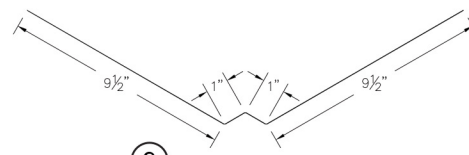
⑤ ABS Sidewall (ABSSWcc)



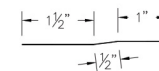
⑦ ABS Endwall (ABSEWcc)



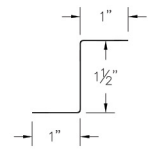
⑧ ABS Starter "J" (ABSSJcc)



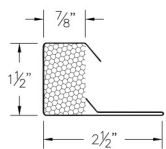
⑨ ABS W Valley (ABSWVcc)



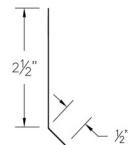
⑩ ABS Offset Cleat (ABSOcc)



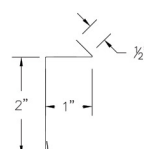
⑪ ABS Metal "Z" Closure (ABSZcc)



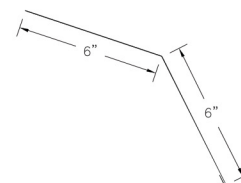
⑫ ABS Vented "Z" Closure (ABSZVcc)



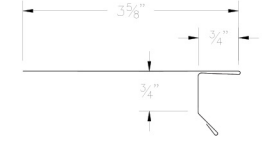
⑬ ABS Gable Cleat (ABSGCcc)



⑭ ABS Counter Flasing (ABSCFcc)



⑮ ABS Gambrel Trim (ABSGTcc)



⑯ Drip Edge (ABSDcc)

82 Garden Spot Rd,  
Ephrata PA, 17522  
717-445-6885  
Toll Free: 800-373-3703

www.abmartin.net  
sales@abmartin.net

35 Ridge Rd,  
Newville, PA 17241  
717-776-5951  
Toll Free: 800-782-2712